
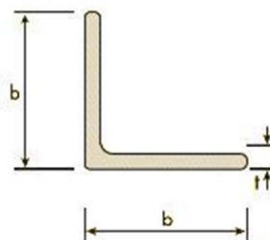


Cod.	FERRO CHATO	Barra Kg.
549	3/8" x 1/8" 6mt	1,40
51	1/2" x 1/8" 6mt	1,92
52	5/8" x 1/8" 6mt	2,40
53	3/4" x 1/8" 6mt	2,90
54	7/8" x 1/8" 6mt	3,30
55	1" x 1/8" 6mt	4,00
56	1.1/4" x 1/8" 6mt	4,90
57	1.1/2" x 1/8" 6mt	5,80
58	2" x 1/8" 6mt	6,70
284	3" x 1/8" 6mt	10,60
59	1/2" x 3/16" 6mt	2,78
60	5/8" x 3/16" 6mt	3,60
61	3/4" x 3/16" 6mt	4,30
62	7/8" x 3/16" 6mt	5,32
63	1" x 3/16" 6mt	5,60
64	1.1/4" x 3/16" 6mt	7,20
65	1.1/2" x 3/16" 6mt	8,60
66	2" x 3/16" 6mt	11,40
358	3" x 3/16" 6mt	18,20
67	1/2" x 1/4" 6mt	3,33
69	5/8" x 1/4" 6mt	4,70
420	3/4" x 1/4" 6mt	5,66
204	7/8" x 1/4" 6mt	6,50
71	1" x 1/4" 6mt	7,90
72	1.1/4" x 1/4" 6mt	9,90
73	1.1/2" x 1/4" 6mt	11,30
74	2" x 1/4" 6mt	15,50
82	2" x 5/16" 6mt	19,00
75	2.1/2" x 1/4" 6mt	18,80
76	3" x 1/4" 6mt	22,50
89	2" x 3/8" 6mt	22,50
240	2" x 1/2" 6mt	30,00
77	4" x 1/4" 6mt	31,00



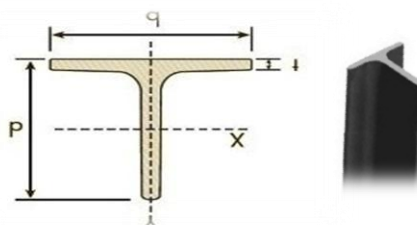
Cod.	CANTONEIRA	Barra Kg.
524	1/2" x 1/8" 6mt	3,45
19	5/8" x 1/8" 6mt	4,30
20	3/4" x 1/8" 6mt	5,30
21	7/8" x 1/8" 6mt	6,63
22	1" x 1/8" 6mt	7,93
23	1.1/4" x 1/8" 6mt	9,50
24	1.1/2" x 1/8" 6mt	11,10
26	2" x 1/8" 6mt	15,30
27	1" x 3/16" 6mt	10,00
28	1.1/4" x 3/16" 6mt	13,40



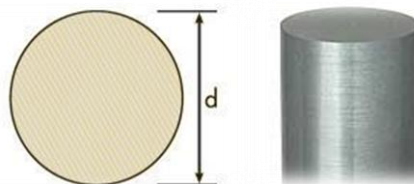
232	1.1/2" x 3/16"	6mt	16,90
31	2" x 3/16"	6mt	22,20
32	2.1/2" x 3/16"	6mt	28,00
34	1" x 1/4"	6mt	12,50
35	1.1/4" x 1/4"	6mt	16,94
36	1.1/2" x 1/4"	6mt	20,43
38	2" x 1/4"	6mt	29,20
39	2.1/2" x 1/4"	6mt	37,50



Cod.	FERRO "T"		Barra Kg.
198	5/8" x 1/8"	6mt	3,80
398	3/4" x 1/8"	6mt	4,95
390	7/8" x 1/8"	6mt	6,45
334	1" x 1/8"	6mt	7,22
421	1.1/4" x 1/8"	6mt	9,40
525	1.1/2" x 1/8"	6mt	11,63



Cod.	Fer. Red. Mecânico		Barra Kg.
341	1/4"	6mt	1,55
342	5/16"	6mt	2,42
137	3/8"	6mt	3,63
138	1/2"	6mt	5,94
139	5/8"	6mt	9,36
140	3/4"	6mt	13,80
141	7/8"	6mt	19,00
237	1"	6mt	24,50



Cod.	Fer. Red. Trefilado		Barra Kg.
370	3/16"	6mt	0,85
409	5/16"	6mt	2,41
371	1/2"	6mt	6,00
372	5/8"	6mt	9,65

Cod.	Ferr. Quad. Mec.		Barra. Kg.
258	1/4"	6mt	2,10
472	5/16"	6mt	3,00
399	3/8"	6mt	4,20
400	1/2"	6mt	7,65
226	5/8"	6mt	11,20
428	3/4"	6mt	17,20

